

# Log in to eVaka and bookmark

## Instructions for guardians

29.08.2022

eVakatiimi

# Personal ID and simple login

1

You need a personal user ID for the eVaka system. The IDs are guardian-specific.

2

Go to <https://espoonvarhaiskasvatus.fi>

3

Click on “Luo tunnus” to create a new ID

4

Log in using your online banking codes or mobile ID.

5

Enter the email address. This address will be your user ID.

6

Click on the “Lähetä” (“submit”) button

7

Create a password for logging in. From now on, you can use this password to log in.

8


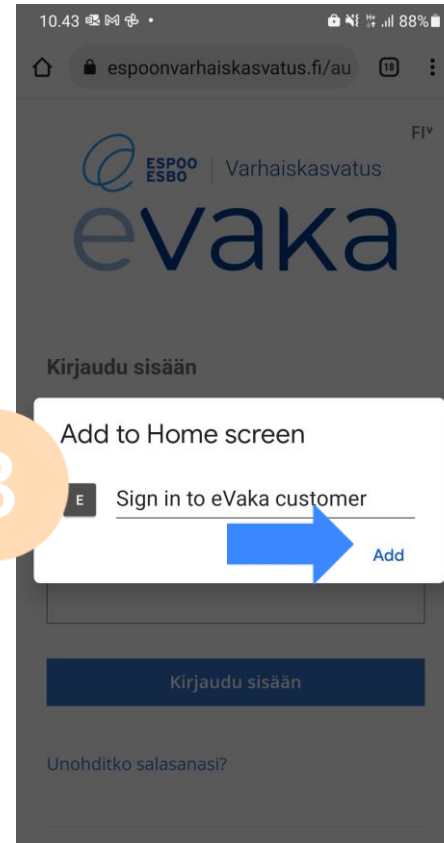
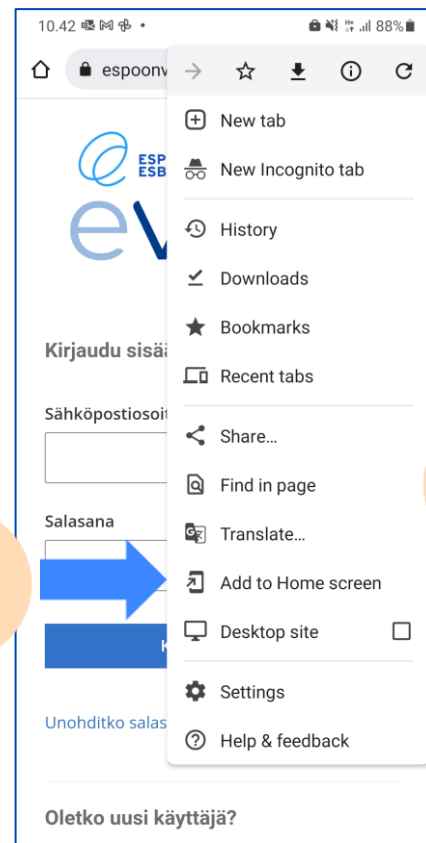
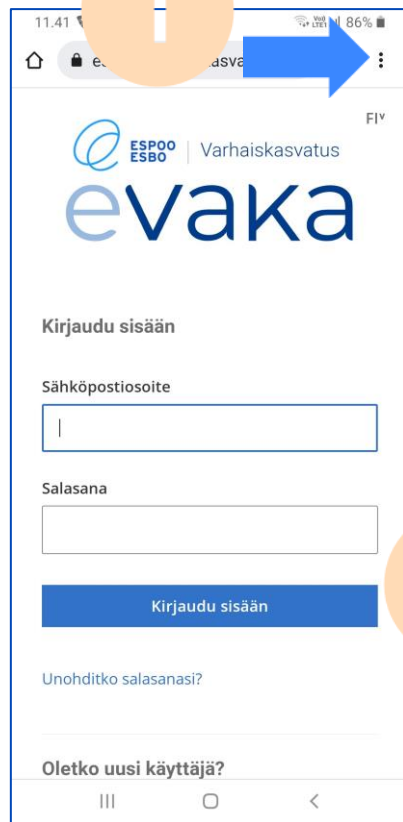
You will receive a confirmation link by email. Click on the link to confirm simple login.

9

You can now use simple login, i.e. log in using your email address and password.

# How to add a shortcut to your mobile phone home screen (Android)

[www.espoonvarhaiskasvatus.fi](http://www.espoonvarhaiskasvatus.fi)



Tap the three dots next to the address bar on the login page

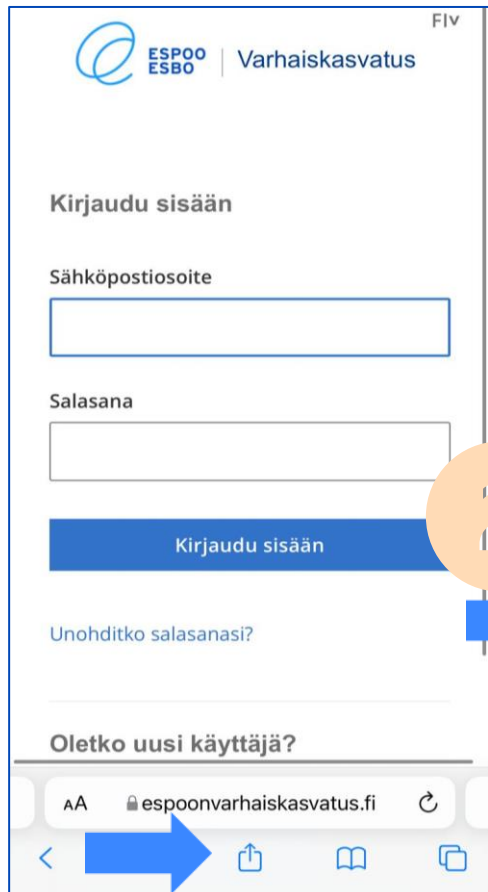
Select "Add to Home screen".

Here you can name the shortcut. Click on "Add".

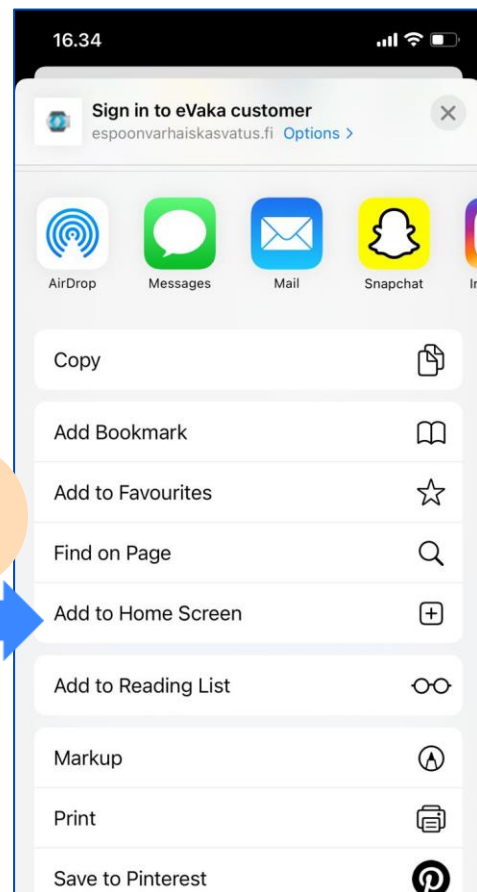
A shortcut will appear on your home screen.

# How to add a shortcut to your mobile phone home screen (iPhone)

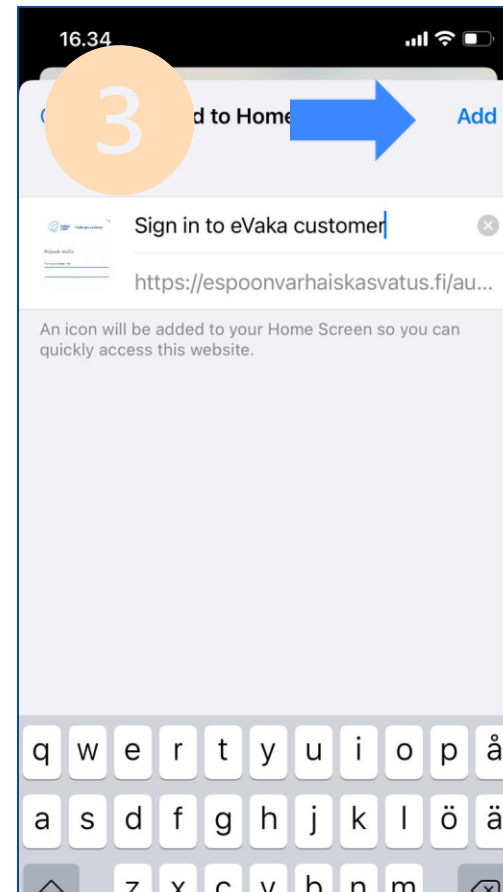
[www.espoonvarhaiskasvatus.fi](http://www.espoonvarhaiskasvatus.fi)



Tap the icon on the login page



Select "add to home screen"



Here you can name the shortcut. Click on "Add".



A shortcut will appear on your home screen.